








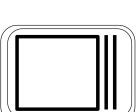








CHROMEBOOK

Keyboard Shortcuts















CHROMEBOOK SPECIFIC KEYBOARD SHORTCUTS

-    Opens a keyboard overlay on your screen so that you can see all of the shortcuts.
-   Caps Lock
-   Take a screenshot and save it to your Downloads folder. The Switcher key is at the top of the keyboard.
-    Take a screenshot of part of your screen. Use the cursor to select the part of the screen you want to save.

DISPLAY SETTINGS KEYBOARD SHORTCUTS

-    Increase the screen scale, making items appear larger on your screen.
-    Decrease the screen scale, making item appear smaller on your screen.

WEB BROWSER AND TEXT EDITING SHORTCUTS

-   Zoom into a screen
-   Zoom out of a screen
-   Undo (typing, moving an object)
-   Copy text (to paste)
-   Cut text (to paste)
-   Paste text
-   Find specific text in a large amount of text